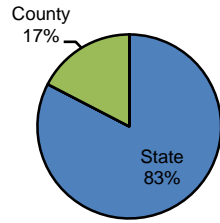


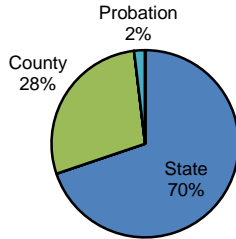
Type of Sentence Imposed During 2007 by Sentencing Guideline Level [Mercer: N=815]

Level 5 - Type of Sentence Imposed [n=23]



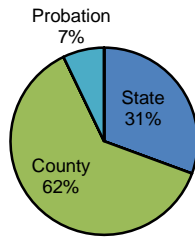
	<u>Number</u>	<u>Percent</u>
State	19	82.6%
SIP	0	0.0%
County	4	17.4%
CIP	0	0.0%
Probation	0	0.0%
Other	0	0.0%
Total	23	100.0%

Level 4 - Type of Sentence Imposed [n=53]



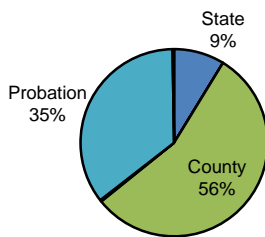
	<u>Number</u>	<u>Percent</u>
State	37	69.8%
SIP	0	0.0%
County	15	28.3%
CIP	0	0.0%
Probation	1	1.9%
Other	0	0.0%
Total	53	100.0%

Level 3 - Type of Sentence Imposed [n=98]



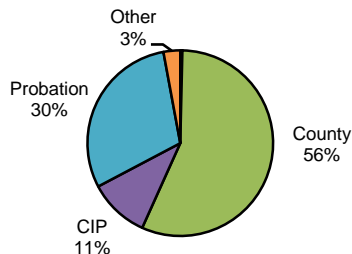
	<u>Number</u>	<u>Percent</u>
State	30	30.6%
SIP	0	0.0%
County	61	62.2%
CIP	0	0.0%
Probation	7	7.1%
Other	0	0.0%
Total	98	100.0%

Level 2 - Type of Sentence Imposed [n=366]



	<u>Number</u>	<u>Percent</u>
State	32	8.7%
SIP	0	0.0%
County	203	55.5%
CIP	1	0.3%
Probation	129	35.2%
Other	1	0.3%
Total	366	100.0%

Level 1 - Type of Sentence Imposed [n=275]



	<u>Number</u>	<u>Percent</u>
State	1	0.4%
SIP	0	0.0%
County	155	56.4%
CIP	29	10.5%
Probation	82	29.8%
Other	8	2.9%
Total	275	100.0%

Note: These numbers reflect the offender's most serious offense for a criminal incident.