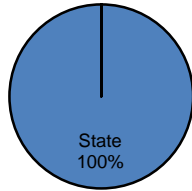


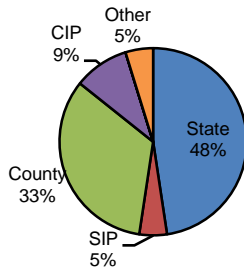
Type of Sentence Imposed During 2007 by Sentencing Guideline Level [Mifflin: N=489]

Level 5 - Type of Sentence Imposed [n=16]



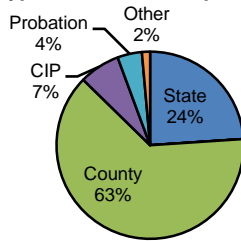
	<u>Number</u>	<u>Percent</u>
State	16	100.0%
SIP	0	0.0%
County	0	0.0%
CIP	0	0.0%
Probation	0	0.0%
Other	0	0.0%
Total	16	100.0%

Level 4 - Type of Sentence Imposed [n=21]



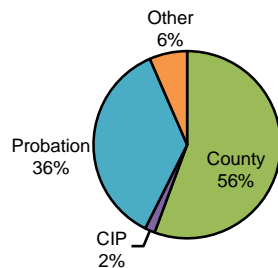
	<u>Number</u>	<u>Percent</u>
State	10	47.6%
SIP	1	4.8%
County	7	33.3%
CIP	2	9.5%
Probation	0	0.0%
Other	1	4.8%
Total	21	100.0%

Level 3 - Type of Sentence Imposed [n=71]



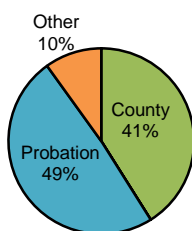
	<u>Number</u>	<u>Percent</u>
State	17	23.9%
SIP	0	0.0%
County	45	63.4%
CIP	5	7.0%
Probation	3	4.2%
Other	1	1.4%
Total	71	100.0%

Level 2 - Type of Sentence Imposed [n=230]



	<u>Number</u>	<u>Percent</u>
State	0	0.0%
SIP	0	0.0%
County	128	55.7%
CIP	4	1.7%
Probation	83	36.1%
Other	15	6.5%
Total	230	100.0%

Level 1 - Type of Sentence Imposed [n=151]



	<u>Number</u>	<u>Percent</u>
State	0	0.0%
SIP	0	0.0%
County	62	41.1%
CIP	0	0.0%
Probation	74	49.0%
Other	15	9.9%
Total	151	100.0%

Note: These numbers reflect the offender's most serious offense for a criminal incident.