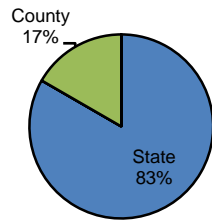


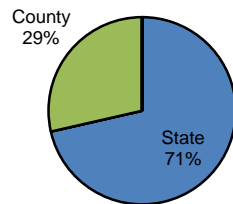
Type of Sentence Imposed During 2007 by Sentencing Guideline Level [Monroe: N=784]

Level 5 - Type of Sentence Imposed [n=24]



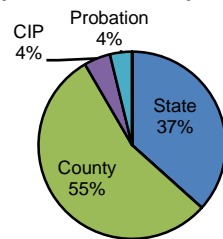
	<u>Number</u>	<u>Percent</u>
State	20	83.3%
SIP	0	0.0%
County	4	16.7%
CIP	0	0.0%
Probation	0	0.0%
Other	0	0.0%
Total	24	100.0%

Level 4 - Type of Sentence Imposed [n=42]



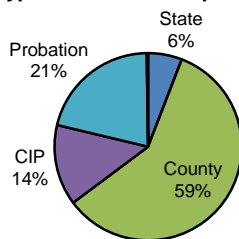
	<u>Number</u>	<u>Percent</u>
State	30	71.4%
SIP	0	0.0%
County	12	28.6%
CIP	0	0.0%
Probation	0	0.0%
Other	0	0.0%
Total	42	100.0%

Level 3 - Type of Sentence Imposed [n=131]



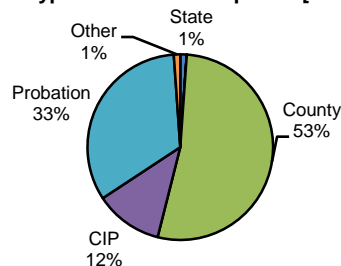
	<u>Number</u>	<u>Percent</u>
State	48	36.6%
SIP	0	0.0%
County	72	55.0%
CIP	6	4.6%
Probation	5	3.8%
Other	0	0.0%
Total	131	100.0%

Level 2 - Type of Sentence Imposed [n=409]



	<u>Number</u>	<u>Percent</u>
State	24	5.9%
SIP	0	0.0%
County	241	58.9%
CIP	57	13.9%
Probation	86	21.0%
Other	1	0.2%
Total	409	100.0%

Level 1 - Type of Sentence Imposed [n=178]



	<u>Number</u>	<u>Percent</u>
State	2	1.1%
SIP	0	0.0%
County	94	52.8%
CIP	21	11.8%
Probation	59	33.1%
Other	2	1.1%
Total	178	100.0%

Note: These numbers reflect the offender's most serious offense for a criminal incident.