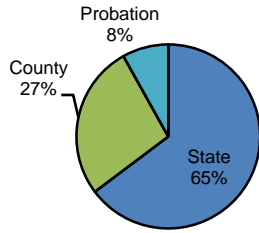


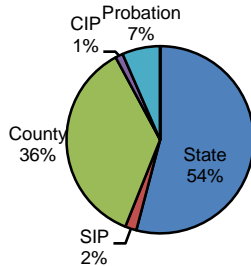
Type of Sentence Imposed During 2007 by Sentencing Guideline Level [Montgomery: N=5537]

Level 5 - Type of Sentence Imposed [n=173]



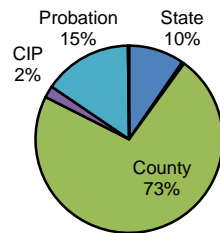
	<u>Number</u>	<u>Percent</u>
State	112	64.7%
SIP	0	0.0%
County	47	27.2%
CIP	0	0.0%
Probation	14	8.1%
Other	0	0.0%
Total	173	100.0%

Level 4 - Type of Sentence Imposed [n=305]



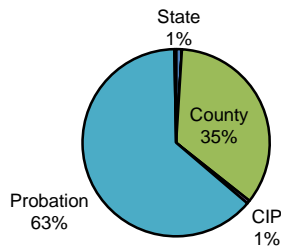
	<u>Number</u>	<u>Percent</u>
State	165	54.1%
SIP	6	2.0%
County	110	36.1%
CIP	4	1.3%
Probation	20	6.6%
Other	0	0.0%
Total	305	100.0%

Level 3 - Type of Sentence Imposed [n=980]



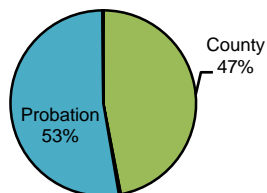
	<u>Number</u>	<u>Percent</u>
State	94	9.6%
SIP	4	0.4%
County	710	72.4%
CIP	20	2.0%
Probation	150	15.3%
Other	2	0.2%
Total	980	100.0%

Level 2 - Type of Sentence Imposed [n=2614]



	<u>Number</u>	<u>Percent</u>
State	26	1.0%
SIP	0	0.0%
County	906	34.7%
CIP	15	0.6%
Probation	1659	63.5%
Other	8	0.3%
Total	2614	100.0%

Level 1 - Type of Sentence Imposed [n=1465]



	<u>Number</u>	<u>Percent</u>
State	1	0.1%
SIP	0	0.0%
County	687	46.9%
CIP	5	0.3%
Probation	770	52.6%
Other	2	0.1%
Total	1465	100.0%

Note: These numbers reflect the offender's most serious offense for a criminal incident.