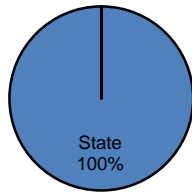


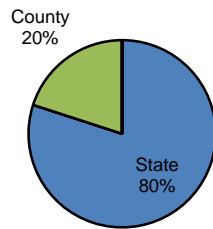
**Type of Sentence Imposed During 2007 by Sentencing Guideline Level [Montour: N=122]**

**Level 5 - Type of Sentence Imposed [n=3]**



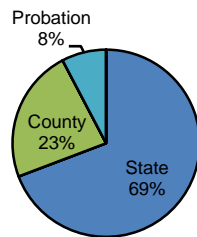
	<u>Number</u>	<u>Percent</u>
State	3	100.0%
SIP	0	0.0%
County	0	0.0%
CIP	0	0.0%
Probation	0	0.0%
Other	0	0.0%
Total	3	100.0%

**Level 4 - Type of Sentence Imposed [n=5]**



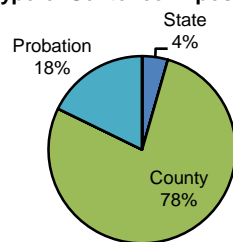
	<u>Number</u>	<u>Percent</u>
State	4	80.0%
SIP	0	0.0%
County	1	20.0%
CIP	0	0.0%
Probation	0	0.0%
Other	0	0.0%
Total	5	100.0%

**Level 3 - Type of Sentence Imposed [n=26]**



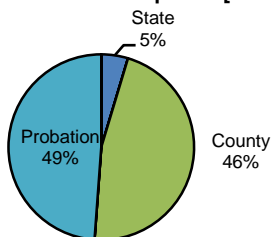
	<u>Number</u>	<u>Percent</u>
State	18	69.2%
SIP	0	0.0%
County	6	23.1%
CIP	0	0.0%
Probation	2	7.7%
Other	0	0.0%
Total	26	100.0%

**Level 2 - Type of Sentence Imposed [n=45]**



	<u>Number</u>	<u>Percent</u>
State	2	4.4%
SIP	0	0.0%
County	35	77.8%
CIP	0	0.0%
Probation	8	17.8%
Other	0	0.0%
Total	45	100.0%

**Level 1 - Type of Sentence Imposed [n=43]**



	<u>Number</u>	<u>Percent</u>
State	2	4.7%
SIP	0	0.0%
County	20	46.5%
CIP	0	0.0%
Probation	21	48.8%
Other	0	0.0%
Total	43	100.0%

Note: These numbers reflect the offender's most serious offense for a criminal incident.