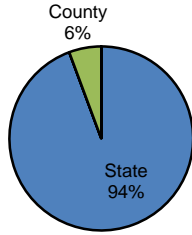


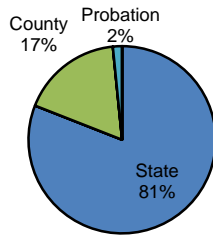
Type of Sentence Imposed During 2007 by Sentencing Guideline Level [Northampton: N=2355]

Level 5 - Type of Sentence Imposed [n=53]



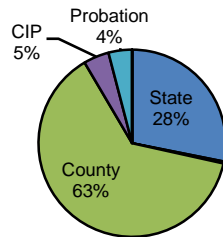
	<u>Number</u>	<u>Percent</u>
State	50	94.3%
SIP	0	0.0%
County	3	5.7%
CIP	0	0.0%
Probation	0	0.0%
Other	0	0.0%
Total	53	100.0%

Level 4 - Type of Sentence Imposed [n=63]



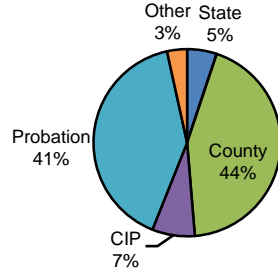
	<u>Number</u>	<u>Percent</u>
State	51	81.0%
SIP	0	0.0%
County	11	17.5%
CIP	0	0.0%
Probation	1	1.6%
Other	0	0.0%
Total	63	100.0%

Level 3 - Type of Sentence Imposed [n=295]



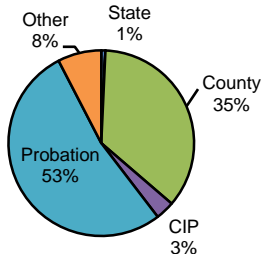
	<u>Number</u>	<u>Percent</u>
State	83	28.1%
SIP	1	0.3%
County	186	63.1%
CIP	13	4.4%
Probation	12	4.1%
Other	0	0.0%
Total	295	100.0%

Level 2 - Type of Sentence Imposed [n=1247]



	<u>Number</u>	<u>Percent</u>
State	64	5.1%
SIP	0	0.0%
County	543	43.5%
CIP	92	7.4%
Probation	505	40.5%
Other	43	3.4%
Total	1247	100.0%

Level 1 - Type of Sentence Imposed [n=697]



	<u>Number</u>	<u>Percent</u>
State	5	0.7%
SIP	0	0.0%
County	248	35.6%
CIP	23	3.3%
Probation	368	52.8%
Other	53	7.6%
Total	697	100.0%

Note: These numbers reflect the offender's most serious offense for a criminal incident.