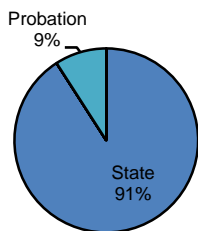


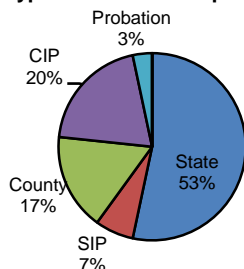
Type of Sentence Imposed During 2007 by Sentencing Guideline Level [Northumberland: N=628]

Level 5 - Type of Sentence Imposed [n=11]



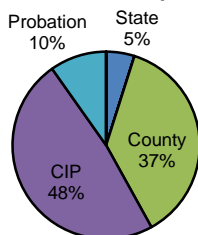
	<u>Number</u>	<u>Percent</u>
State	10	90.9%
SIP	0	0.0%
County	0	0.0%
CIP	0	0.0%
Probation	1	9.1%
Other	0	0.0%
Total	11	100.0%

Level 4 - Type of Sentence Imposed [n=30]



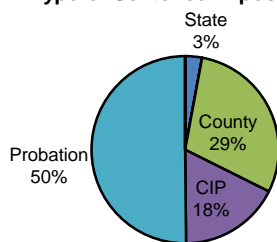
	<u>Number</u>	<u>Percent</u>
State	16	53.3%
SIP	2	6.7%
County	5	16.7%
CIP	6	20.0%
Probation	1	3.3%
Other	0	0.0%
Total	30	100.0%

Level 3 - Type of Sentence Imposed [n=143]



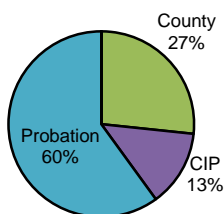
	<u>Number</u>	<u>Percent</u>
State	7	4.9%
SIP	0	0.0%
County	53	37.1%
CIP	69	48.3%
Probation	14	9.8%
Other	0	0.0%
Total	143	100.0%

Level 2 - Type of Sentence Imposed [n=309]



	<u>Number</u>	<u>Percent</u>
State	9	2.9%
SIP	0	0.0%
County	91	29.4%
CIP	54	17.5%
Probation	155	50.2%
Other	0	0.0%
Total	309	100.0%

Level 1 - Type of Sentence Imposed [n=135]



	<u>Number</u>	<u>Percent</u>
State	0	0.0%
SIP	0	0.0%
County	36	26.7%
CIP	18	13.3%
Probation	81	60.0%
Other	0	0.0%
Total	135	100.0%

Note: These numbers reflect the offender's most serious offense for a criminal incident.