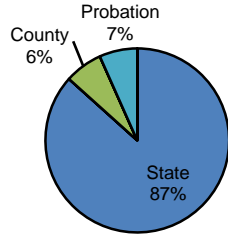


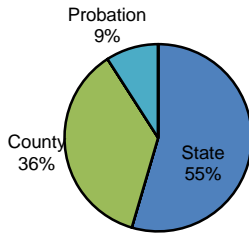
Type of Sentence Imposed During 2007 by Sentencing Guideline Level [Perry: N=361]

Level 5 - Type of Sentence Imposed [n=15]



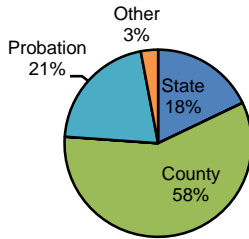
	<u>Number</u>	<u>Percent</u>
State	13	86.7%
SIP	0	0.0%
County	1	6.7%
CIP	0	0.0%
Probation	1	6.7%
Other	0	0.0%
Total	15	100.0%

Level 4 - Type of Sentence Imposed [n=33]



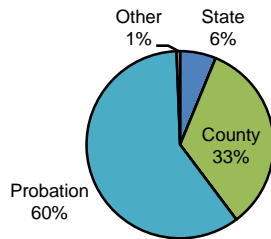
	<u>Number</u>	<u>Percent</u>
State	18	54.5%
SIP	0	0.0%
County	12	36.4%
CIP	0	0.0%
Probation	3	9.1%
Other	0	0.0%
Total	33	100.0%

Level 3 - Type of Sentence Imposed [n=67]



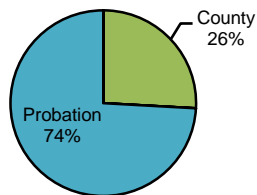
	<u>Number</u>	<u>Percent</u>
State	12	17.9%
SIP	0	0.0%
County	39	58.2%
CIP	0	0.0%
Probation	14	20.9%
Other	2	3.0%
Total	67	100.0%

Level 2 - Type of Sentence Imposed [n=161]



	<u>Number</u>	<u>Percent</u>
State	10	6.2%
SIP	0	0.0%
County	54	33.5%
CIP	0	0.0%
Probation	96	59.6%
Other	1	0.6%
Total	161	100.0%

Level 1 - Type of Sentence Imposed [n=85]



	<u>Number</u>	<u>Percent</u>
State	0	0.0%
SIP	0	0.0%
County	22	25.9%
CIP	0	0.0%
Probation	63	74.1%
Other	0	0.0%
Total	85	100.0%

Note: These numbers reflect the offender's most serious offense for a criminal incident.