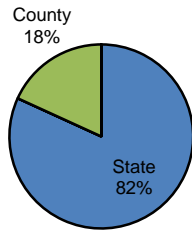


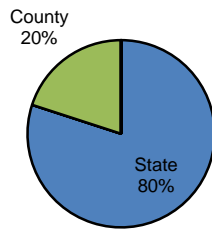
Type of Sentence Imposed During 2007 by Sentencing Guideline Level [Pike: N=270]

Level 5 - Type of Sentence Imposed [n=11]



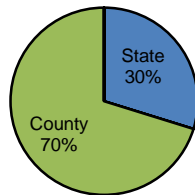
	<u>Number</u>	<u>Percent</u>
State	9	81.8%
SIP	0	0.0%
County	2	18.2%
CIP	0	0.0%
Probation	0	0.0%
Other	0	0.0%
Total	11	100.0%

Level 4 - Type of Sentence Imposed [n=15]



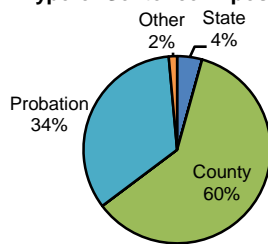
	<u>Number</u>	<u>Percent</u>
State	12	80.0%
SIP	0	0.0%
County	3	20.0%
CIP	0	0.0%
Probation	0	0.0%
Other	0	0.0%
Total	15	100.0%

Level 3 - Type of Sentence Imposed [n=47]



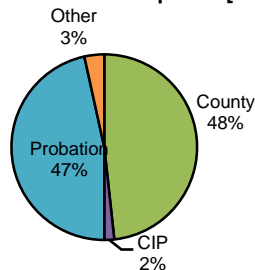
	<u>Number</u>	<u>Percent</u>
State	14	29.8%
SIP	0	0.0%
County	33	70.2%
CIP	0	0.0%
Probation	0	0.0%
Other	0	0.0%
Total	47	100.0%

Level 2 - Type of Sentence Imposed [n=139]



	<u>Number</u>	<u>Percent</u>
State	6	4.3%
SIP	0	0.0%
County	84	60.4%
CIP	0	0.0%
Probation	47	33.8%
Other	2	1.4%
Total	139	100.0%

Level 1 - Type of Sentence Imposed [n=58]



	<u>Number</u>	<u>Percent</u>
State	0	0.0%
SIP	0	0.0%
County	28	48.3%
CIP	1	1.7%
Probation	27	46.6%
Other	2	3.4%
Total	58	100.0%

Note: These numbers reflect the offender's most serious offense for a criminal incident.