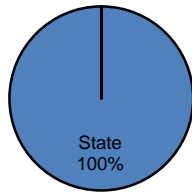


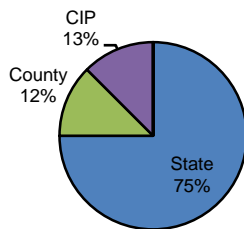
Type of Sentence Imposed During 2007 by Sentencing Guideline Level [Potter: N=155]

Level 5 - Type of Sentence Imposed [n=6]



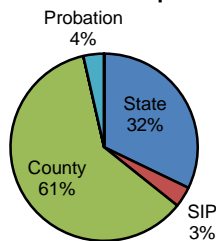
	<u>Number</u>	<u>Percent</u>
State	6	100.0%
SIP	0	0.0%
County	0	0.0%
CIP	0	0.0%
Probation	0	0.0%
Other	0	0.0%
Total	6	100.0%

Level 4 - Type of Sentence Imposed [n=8]



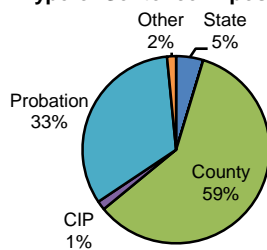
	<u>Number</u>	<u>Percent</u>
State	6	75.0%
SIP	0	0.0%
County	1	12.5%
CIP	1	12.5%
Probation	0	0.0%
Other	0	0.0%
Total	8	100.0%

Level 3 - Type of Sentence Imposed [n=28]



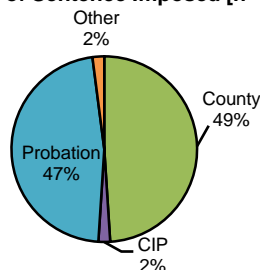
	<u>Number</u>	<u>Percent</u>
State	9	32.1%
SIP	1	3.6%
County	17	60.7%
CIP	0	0.0%
Probation	1	3.6%
Other	0	0.0%
Total	28	100.0%

Level 2 - Type of Sentence Imposed [n=64]



	<u>Number</u>	<u>Percent</u>
State	3	4.7%
SIP	0	0.0%
County	38	59.4%
CIP	1	1.6%
Probation	21	32.8%
Other	1	1.6%
Total	64	100.0%

Level 1 - Type of Sentence Imposed [n=49]



	<u>Number</u>	<u>Percent</u>
State	0	0.0%
SIP	0	0.0%
County	24	49.0%
CIP	1	2.0%
Probation	23	46.9%
Other	1	2.0%
Total	49	100.0%

Note: These numbers reflect the offender's most serious offense for a criminal incident.