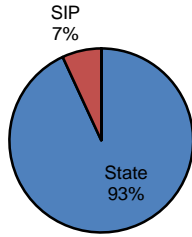


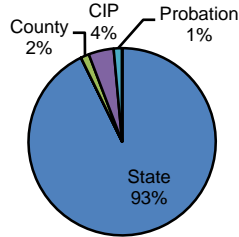
**Type of Sentence Imposed During 2007 by Sentencing Guideline Level [Schuylkill: N=1163]**

**Level 5 - Type of Sentence Imposed [n=29]**



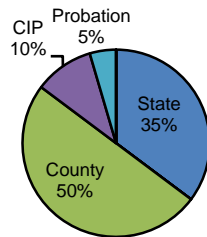
	<u>Number</u>	<u>Percent</u>
State	27	93.1%
SIP	2	6.9%
County	0	0.0%
CIP	0	0.0%
Probation	0	0.0%
Other	0	0.0%
Total	29	100.0%

**Level 4 - Type of Sentence Imposed [n=69]**



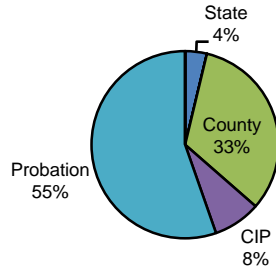
	<u>Number</u>	<u>Percent</u>
State	64	92.8%
SIP	0	0.0%
County	1	1.4%
CIP	3	4.3%
Probation	1	1.4%
Other	0	0.0%
Total	69	100.0%

**Level 3 - Type of Sentence Imposed [n=176]**



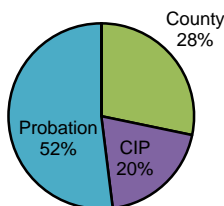
	<u>Number</u>	<u>Percent</u>
State	62	35.2%
SIP	0	0.0%
County	88	50.0%
CIP	18	10.2%
Probation	8	4.5%
Other	0	0.0%
Total	176	100.0%

**Level 2 - Type of Sentence Imposed [n=560]**



	<u>Number</u>	<u>Percent</u>
State	21	3.8%
SIP	0	0.0%
County	183	32.7%
CIP	46	8.2%
Probation	310	55.4%
Other	0	0.0%
Total	560	100.0%

**Level 1 - Type of Sentence Imposed [n=329]**



	<u>Number</u>	<u>Percent</u>
State	0	0.0%
SIP	0	0.0%
County	93	28.3%
CIP	65	19.8%
Probation	171	52.0%
Other	0	0.0%
Total	329	100.0%

Note: These numbers reflect the offender's most serious offense for a criminal incident.