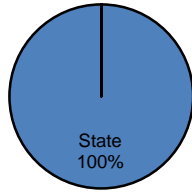


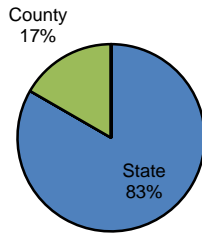
**Type of Sentence Imposed During 2007 by Sentencing Guideline Level [Snyder: N=333]**

**Level 5 - Type of Sentence Imposed [n=6]**



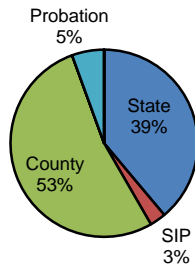
	<u>Number</u>	<u>Percent</u>
State	6	100.0%
SIP	0	0.0%
County	0	0.0%
CIP	0	0.0%
Probation	0	0.0%
Other	0	0.0%
Total	6	100.0%

**Level 4 - Type of Sentence Imposed [n=6]**



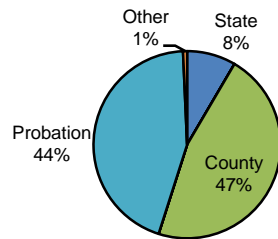
	<u>Number</u>	<u>Percent</u>
State	5	83.3%
SIP	0	0.0%
County	1	16.7%
CIP	0	0.0%
Probation	0	0.0%
Other	0	0.0%
Total	6	100.0%

**Level 3 - Type of Sentence Imposed [n=36]**



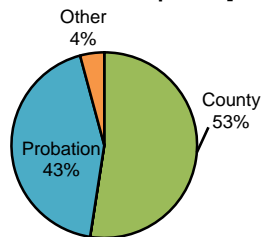
	<u>Number</u>	<u>Percent</u>
State	14	38.9%
SIP	1	2.8%
County	19	52.8%
CIP	0	0.0%
Probation	2	5.6%
Other	0	0.0%
Total	36	100.0%

**Level 2 - Type of Sentence Imposed [n=142]**



	<u>Number</u>	<u>Percent</u>
State	12	8.5%
SIP	0	0.0%
County	66	46.5%
CIP	0	0.0%
Probation	63	44.4%
Other	1	0.7%
Total	142	100.0%

**Level 1 - Type of Sentence Imposed [n=143]**



	<u>Number</u>	<u>Percent</u>
State	0	0.0%
SIP	0	0.0%
County	75	52.4%
CIP	0	0.0%
Probation	62	43.4%
Other	6	4.2%
Total	143	100.0%

Note: These numbers reflect the offender's most serious offense for a criminal incident.