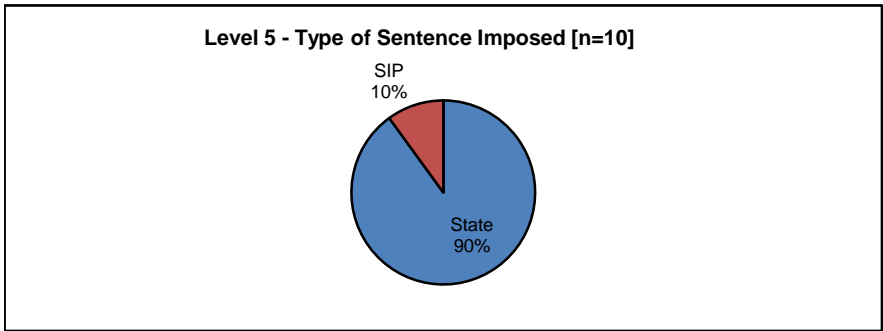
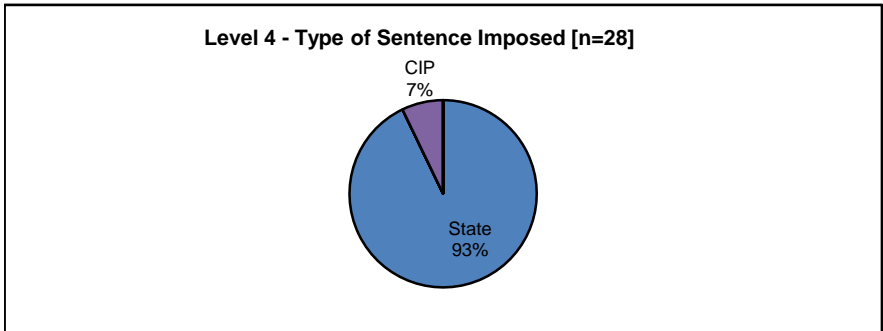


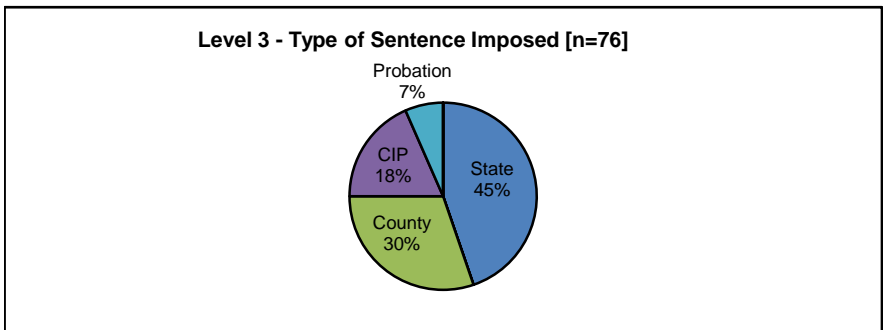
Type of Sentence Imposed During 2007 by Sentencing Guideline Level [Somerset: N=558]



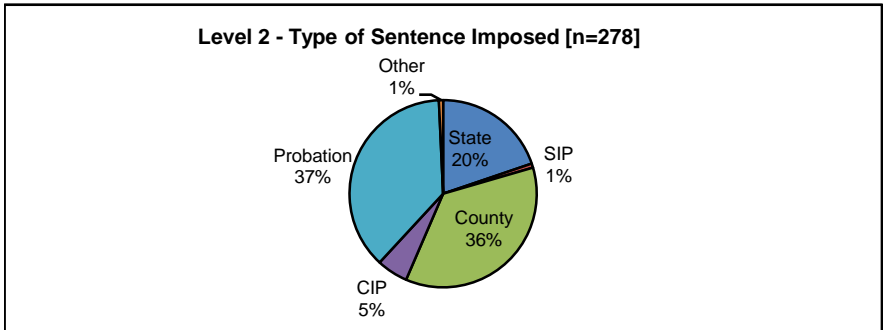
	<u>Number</u>	<u>Percent</u>
State	9	90.0%
SIP	1	10.0%
County	0	0.0%
CIP	0	0.0%
Probation	0	0.0%
Other	0	0.0%
Total	10	100.0%



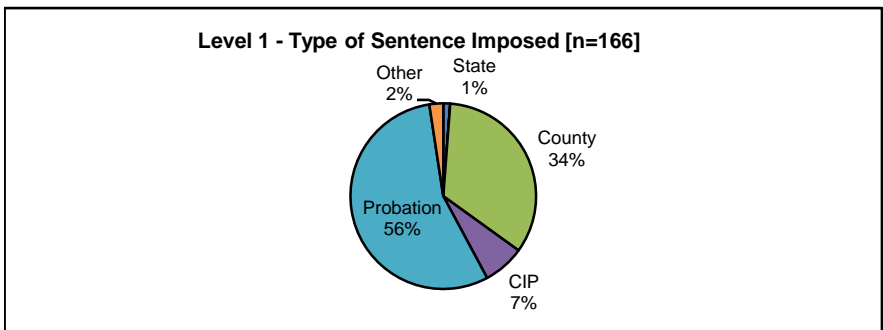
	<u>Number</u>	<u>Percent</u>
State	26	92.9%
SIP	0	0.0%
County	0	0.0%
CIP	2	7.1%
Probation	0	0.0%
Other	0	0.0%
Total	28	100.0%



	<u>Number</u>	<u>Percent</u>
State	34	44.7%
SIP	0	0.0%
County	23	30.3%
CIP	14	18.4%
Probation	5	6.6%
Other	0	0.0%
Total	76	100.0%



	<u>Number</u>	<u>Percent</u>
State	55	19.8%
SIP	2	0.7%
County	100	36.0%
CIP	15	5.4%
Probation	104	37.4%
Other	2	0.7%
Total	278	100.0%



	<u>Number</u>	<u>Percent</u>
State	2	1.2%
SIP	0	0.0%
County	56	33.7%
CIP	12	7.2%
Probation	92	55.4%
Other	4	2.4%
Total	166	100.0%

Note: These numbers reflect the offender's most serious offense for a criminal incident.