
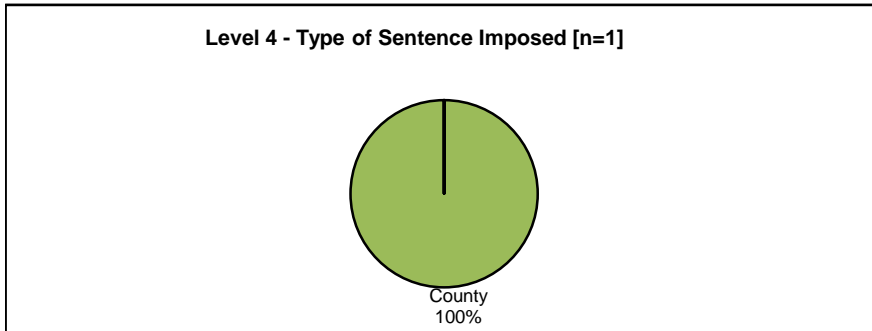


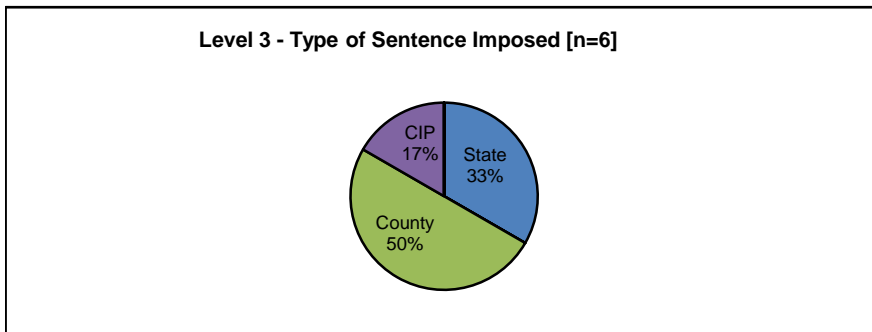
**Type of Sentence Imposed During 2007 by Sentencing Guideline Level [Sullivan: N=44]**



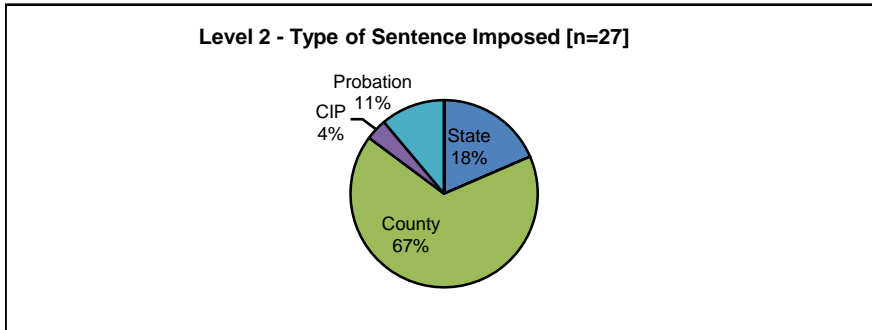
	<u>Number</u>	<u>Percent</u>
State	0	0.0%
SIP	0	0.0%
County	0	0.0%
CIP	0	0.0%
Probation	0	0.0%
Other	0	0.0%
Total	0	0.0%



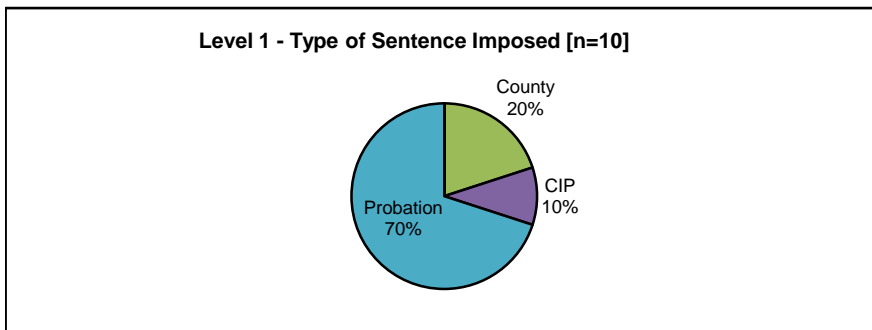
	<u>Number</u>	<u>Percent</u>
State	0	0.0%
SIP	0	0.0%
County	1	100.0%
CIP	0	0.0%
Probation	0	0.0%
Other	0	0.0%
Total	1	100.0%



	<u>Number</u>	<u>Percent</u>
State	2	33.3%
SIP	0	0.0%
County	3	50.0%
CIP	1	16.7%
Probation	0	0.0%
Other	0	0.0%
Total	6	100.0%



	<u>Number</u>	<u>Percent</u>
State	5	18.5%
SIP	0	0.0%
County	18	66.7%
CIP	1	3.7%
Probation	3	11.1%
Other	0	0.0%
Total	27	100.0%



	<u>Number</u>	<u>Percent</u>
State	0	0.0%
SIP	0	0.0%
County	2	20.0%
CIP	1	10.0%
Probation	7	70.0%
Other	0	0.0%
Total	10	100.0%

Note: These numbers reflect the offender's most serious offense for a criminal incident.