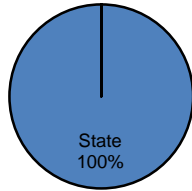


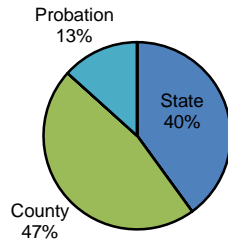
Type of Sentence Imposed During 2007 by Sentencing Guideline Level [Susquehanna: N=288]

Level 5 - Type of Sentence Imposed [n=8]



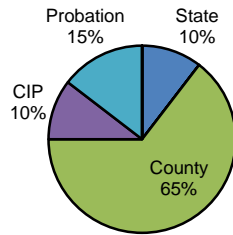
	<u>Number</u>	<u>Percent</u>
State	8	100.0%
SIP	0	0.0%
County	0	0.0%
CIP	0	0.0%
Probation	0	0.0%
Other	0	0.0%
Total	8	100.0%

Level 4 - Type of Sentence Imposed [n=15]



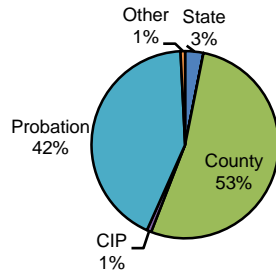
	<u>Number</u>	<u>Percent</u>
State	6	40.0%
SIP	0	0.0%
County	7	46.7%
CIP	0	0.0%
Probation	2	13.3%
Other	0	0.0%
Total	15	100.0%

Level 3 - Type of Sentence Imposed [n=48]



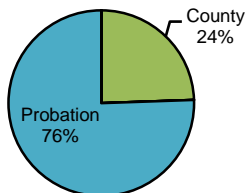
	<u>Number</u>	<u>Percent</u>
State	5	10.4%
SIP	0	0.0%
County	31	64.6%
CIP	5	10.4%
Probation	7	14.6%
Other	0	0.0%
Total	48	100.0%

Level 2 - Type of Sentence Imposed [n=127]



	<u>Number</u>	<u>Percent</u>
State	4	3.1%
SIP	0	0.0%
County	67	52.8%
CIP	1	0.8%
Probation	54	42.5%
Other	1	0.8%
Total	127	100.0%

Level 1 - Type of Sentence Imposed [n=90]



	<u>Number</u>	<u>Percent</u>
State	0	0.0%
SIP	0	0.0%
County	22	24.4%
CIP	0	0.0%
Probation	68	75.6%
Other	0	0.0%
Total	90	100.0%

Note: These numbers reflect the offender's most serious offense for a criminal incident.