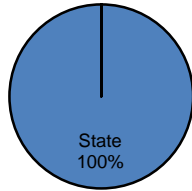


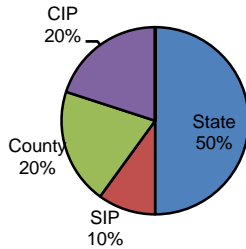
Type of Sentence Imposed During 2007 by Sentencing Guideline Level [Tioga: N=172]

Level 5 - Type of Sentence Imposed [n=6]



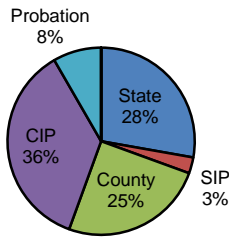
	<u>Number</u>	<u>Percent</u>
State	6	100.0%
SIP	0	0.0%
County	0	0.0%
CIP	0	0.0%
Probation	0	0.0%
Other	0	0.0%
Total	6	100.0%

Level 4 - Type of Sentence Imposed [n=10]



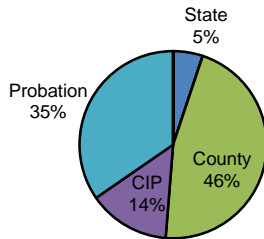
	<u>Number</u>	<u>Percent</u>
State	5	50.0%
SIP	1	10.0%
County	2	20.0%
CIP	2	20.0%
Probation	0	0.0%
Other	0	0.0%
Total	10	100.0%

Level 3 - Type of Sentence Imposed [n=36]



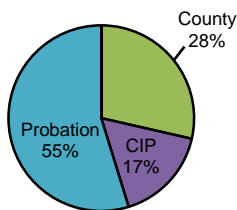
	<u>Number</u>	<u>Percent</u>
State	10	27.8%
SIP	1	2.8%
County	9	25.0%
CIP	13	36.1%
Probation	3	8.3%
Other	0	0.0%
Total	36	100.0%

Level 2 - Type of Sentence Imposed [n=78]



	<u>Number</u>	<u>Percent</u>
State	4	5.1%
SIP	0	0.0%
County	36	46.2%
CIP	11	14.1%
Probation	27	34.6%
Other	0	0.0%
Total	78	100.0%

Level 1 - Type of Sentence Imposed [n=42]



	<u>Number</u>	<u>Percent</u>
State	0	0.0%
SIP	0	0.0%
County	12	28.6%
CIP	7	16.7%
Probation	23	54.8%
Other	0	0.0%
Total	42	100.0%

Note: These numbers reflect the offender's most serious offense for a criminal incident.