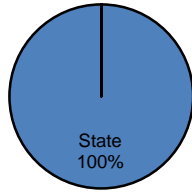


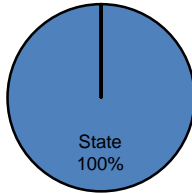
Type of Sentence Imposed During 2007 by Sentencing Guideline Level [Union: N=316]

Level 5 - Type of Sentence Imposed [n=9]



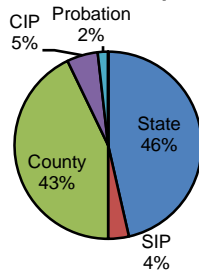
	<u>Number</u>	<u>Percent</u>
State	9	100.0%
SIP	0	0.0%
County	0	0.0%
CIP	0	0.0%
Probation	0	0.0%
Other	0	0.0%
Total	9	100.0%

Level 4 - Type of Sentence Imposed [n=19]



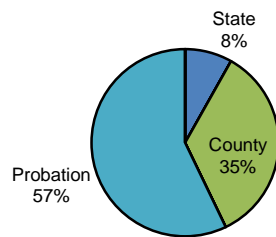
	<u>Number</u>	<u>Percent</u>
State	19	100.0%
SIP	0	0.0%
County	0	0.0%
CIP	0	0.0%
Probation	0	0.0%
Other	0	0.0%
Total	19	100.0%

Level 3 - Type of Sentence Imposed [n=56]



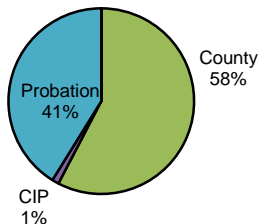
	<u>Number</u>	<u>Percent</u>
State	26	46.4%
SIP	2	3.6%
County	24	42.9%
CIP	3	5.4%
Probation	1	1.8%
Other	0	0.0%
Total	56	100.0%

Level 2 - Type of Sentence Imposed [n=147]



	<u>Number</u>	<u>Percent</u>
State	12	8.2%
SIP	0	0.0%
County	51	34.7%
CIP	0	0.0%
Probation	84	57.1%
Other	0	0.0%
Total	147	100.0%

Level 1 - Type of Sentence Imposed [n=85]



	<u>Number</u>	<u>Percent</u>
State	0	0.0%
SIP	0	0.0%
County	49	57.6%
CIP	1	1.2%
Probation	35	41.2%
Other	0	0.0%
Total	85	100.0%

Note: These numbers reflect the offender's most serious offense for a criminal incident.