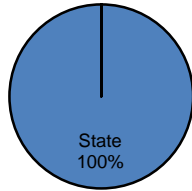


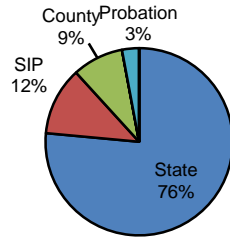
Type of Sentence Imposed During 2007 by Sentencing Guideline Level [Venango: N=518]

Level 5 - Type of Sentence Imposed [n=12]



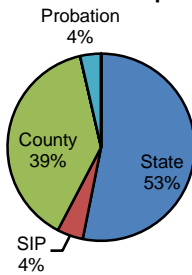
	<u>Number</u>	<u>Percent</u>
State	12	100.0%
SIP	0	0.0%
County	0	0.0%
CIP	0	0.0%
Probation	0	0.0%
Other	0	0.0%
Total	12	100.0%

Level 4 - Type of Sentence Imposed [n=34]



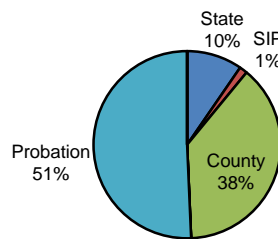
	<u>Number</u>	<u>Percent</u>
State	26	76.5%
SIP	4	11.8%
County	3	8.8%
CIP	0	0.0%
Probation	1	2.9%
Other	0	0.0%
Total	34	100.0%

Level 3 - Type of Sentence Imposed [n=111]



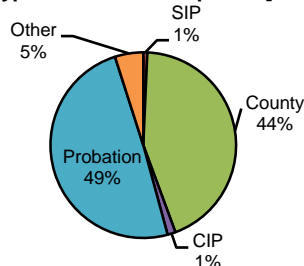
	<u>Number</u>	<u>Percent</u>
State	59	53.2%
SIP	5	4.5%
County	43	38.7%
CIP	0	0.0%
Probation	4	3.6%
Other	0	0.0%
Total	111	100.0%

Level 2 - Type of Sentence Imposed [n=219]



	<u>Number</u>	<u>Percent</u>
State	21	9.6%
SIP	3	1.4%
County	84	38.4%
CIP	0	0.0%
Probation	111	50.7%
Other	0	0.0%
Total	219	100.0%

Level 1 - Type of Sentence Imposed [n=142]



	<u>Number</u>	<u>Percent</u>
State	0	0.0%
SIP	1	0.7%
County	62	43.7%
CIP	2	1.4%
Probation	70	49.3%
Other	7	4.9%
Total	142	100.0%

Note: These numbers reflect the offender's most serious offense for a criminal incident.