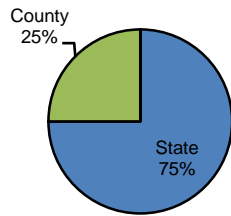


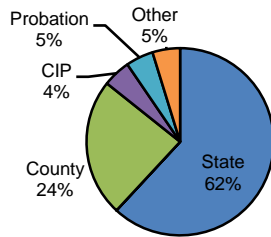
Type of Sentence Imposed During 2007 by Sentencing Guideline Level [Warren: N=333]

Level 5 - Type of Sentence Imposed [n=4]



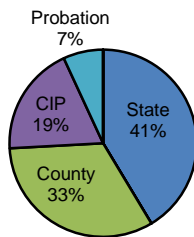
	<u>Number</u>	<u>Percent</u>
State	3	75.0%
SIP	0	0.0%
County	1	25.0%
CIP	0	0.0%
Probation	0	0.0%
Other	0	0.0%
Total	4	100.0%

Level 4 - Type of Sentence Imposed [n=21]



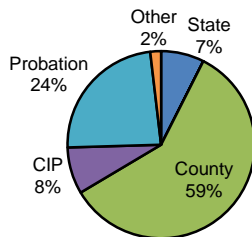
	<u>Number</u>	<u>Percent</u>
State	13	61.9%
SIP	0	0.0%
County	5	23.8%
CIP	1	4.8%
Probation	1	4.8%
Other	1	4.8%
Total	21	100.0%

Level 3 - Type of Sentence Imposed [n=58]



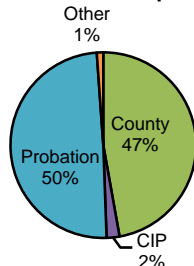
	<u>Number</u>	<u>Percent</u>
State	24	41.4%
SIP	0	0.0%
County	19	32.8%
CIP	11	19.0%
Probation	4	6.9%
Other	0	0.0%
Total	58	100.0%

Level 2 - Type of Sentence Imposed [n=161]



	<u>Number</u>	<u>Percent</u>
State	12	7.5%
SIP	0	0.0%
County	95	59.0%
CIP	13	8.1%
Probation	38	23.6%
Other	3	1.9%
Total	161	100.0%

Level 1 - Type of Sentence Imposed [n=89]



	<u>Number</u>	<u>Percent</u>
State	0	0.0%
SIP	0	0.0%
County	42	47.2%
CIP	2	2.2%
Probation	44	49.4%
Other	1	1.1%
Total	89	100.0%

Note: These numbers reflect the offender's most serious offense for a criminal incident.