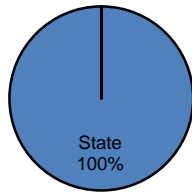


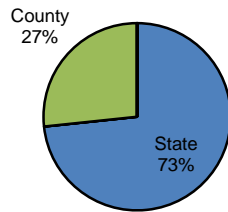
Type of Sentence Imposed During 2007 by Sentencing Guideline Level [Wayne: N=374]

Level 5 - Type of Sentence Imposed [n=8]



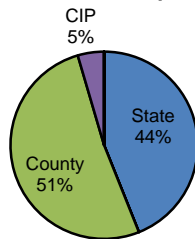
	<u>Number</u>	<u>Percent</u>
State	8	100.0%
SIP	0	0.0%
County	0	0.0%
CIP	0	0.0%
Probation	0	0.0%
Other	0	0.0%
Total	8	100.0%

Level 4 - Type of Sentence Imposed [n=15]



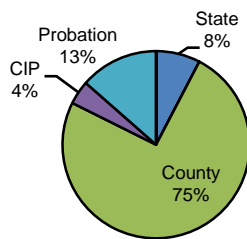
	<u>Number</u>	<u>Percent</u>
State	11	73.3%
SIP	0	0.0%
County	4	26.7%
CIP	0	0.0%
Probation	0	0.0%
Other	0	0.0%
Total	15	100.0%

Level 3 - Type of Sentence Imposed [n=66]



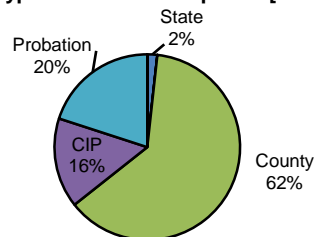
	<u>Number</u>	<u>Percent</u>
State	29	43.9%
SIP	0	0.0%
County	34	51.5%
CIP	3	4.5%
Probation	0	0.0%
Other	0	0.0%
Total	66	100.0%

Level 2 - Type of Sentence Imposed [n=170]



	<u>Number</u>	<u>Percent</u>
State	13	7.6%
SIP	0	0.0%
County	127	74.7%
CIP	7	4.1%
Probation	23	13.5%
Other	0	0.0%
Total	170	100.0%

Level 1 - Type of Sentence Imposed [n=115]



	<u>Number</u>	<u>Percent</u>
State	2	1.7%
SIP	0	0.0%
County	72	62.6%
CIP	18	15.7%
Probation	23	20.0%
Other	0	0.0%
Total	115	100.0%

Note: These numbers reflect the offender's most serious offense for a criminal incident.