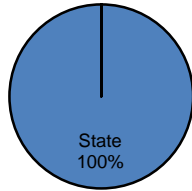


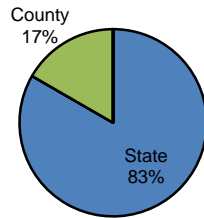
Type of Sentence Imposed During 2007 by Sentencing Guideline Level [Wyoming: N=227]

Level 5 - Type of Sentence Imposed [n=2]



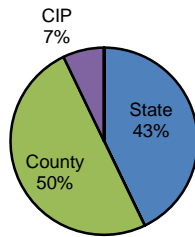
| | <u>Number</u> | <u>Percent</u> |
|-----------|---------------|----------------|
| State | 2 | 100.0% |
| SIP | 0 | 0.0% |
| County | 0 | 0.0% |
| CIP | 0 | 0.0% |
| Probation | 0 | 0.0% |
| Other | 0 | 0.0% |
| Total | 2 | 100.0% |

Level 4 - Type of Sentence Imposed [n=6]



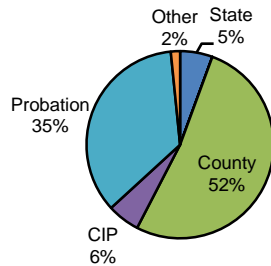
| | <u>Number</u> | <u>Percent</u> |
|-----------|---------------|----------------|
| State | 5 | 83.3% |
| SIP | 0 | 0.0% |
| County | 1 | 16.7% |
| CIP | 0 | 0.0% |
| Probation | 0 | 0.0% |
| Other | 0 | 0.0% |
| Total | 6 | 100.0% |

Level 3 - Type of Sentence Imposed [n=28]



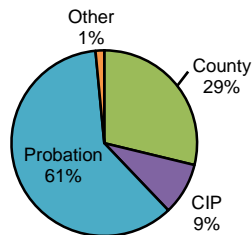
| | <u>Number</u> | <u>Percent</u> |
|-----------|---------------|----------------|
| State | 12 | 42.9% |
| SIP | 0 | 0.0% |
| County | 14 | 50.0% |
| CIP | 2 | 7.1% |
| Probation | 0 | 0.0% |
| Other | 0 | 0.0% |
| Total | 28 | 100.0% |

Level 2 - Type of Sentence Imposed [n=125]



| | <u>Number</u> | <u>Percent</u> |
|-----------|---------------|----------------|
| State | 7 | 5.6% |
| SIP | 0 | 0.0% |
| County | 65 | 52.0% |
| CIP | 7 | 5.6% |
| Probation | 44 | 35.2% |
| Other | 2 | 1.6% |
| Total | 125 | 100.0% |

Level 1 - Type of Sentence Imposed [n=66]



| | <u>Number</u> | <u>Percent</u> |
|-----------|---------------|----------------|
| State | 0 | 0.0% |
| SIP | 0 | 0.0% |
| County | 19 | 28.8% |
| CIP | 6 | 9.1% |
| Probation | 40 | 60.6% |
| Other | 1 | 1.5% |
| Total | 66 | 100.0% |

Note: These numbers reflect the offender's most serious offense for a criminal incident.