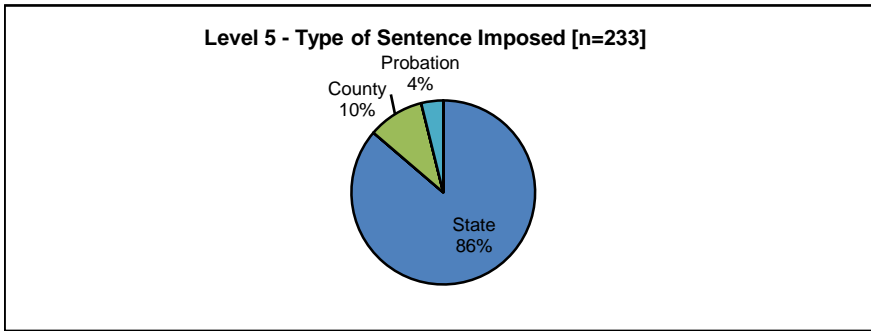
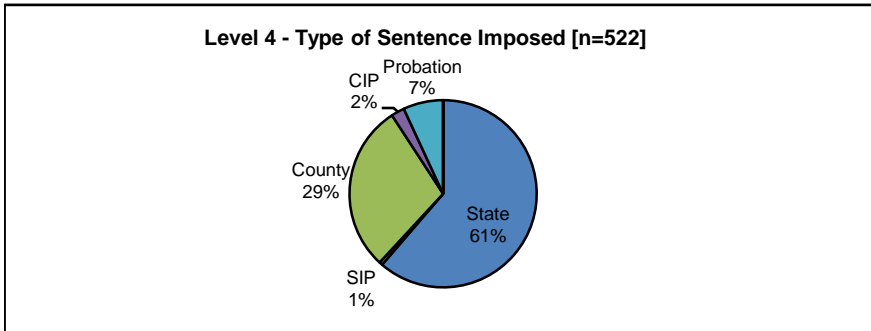


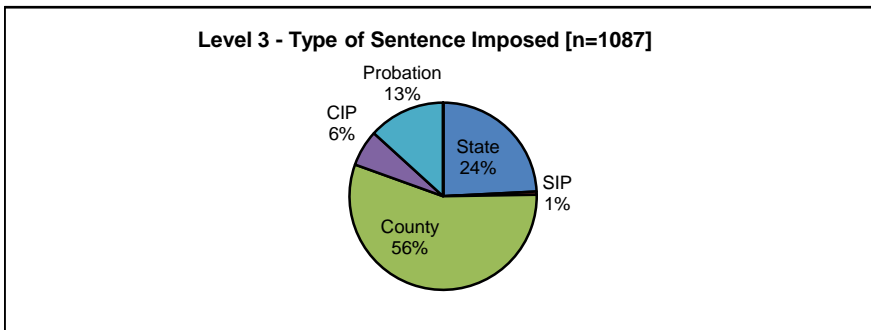
Type of Sentence Imposed During 2007 by Sentencing Guideline Level [York: N=5536]



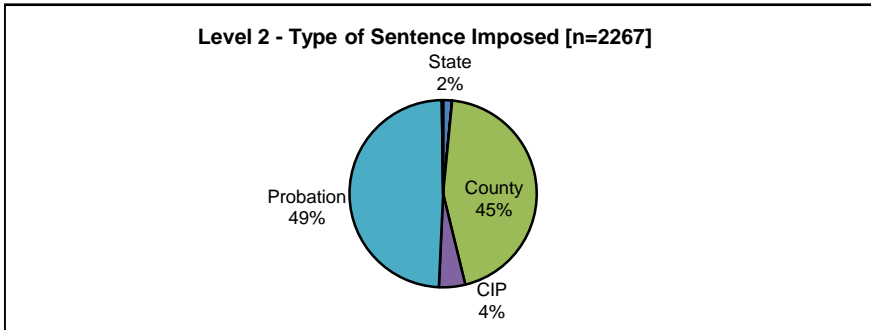
	<u>Number</u>	<u>Percent</u>
State	201	86.3%
SIP	0	0.0%
County	23	9.9%
CIP	0	0.0%
Probation	9	3.9%
Other	0	0.0%
Total	233	100.0%



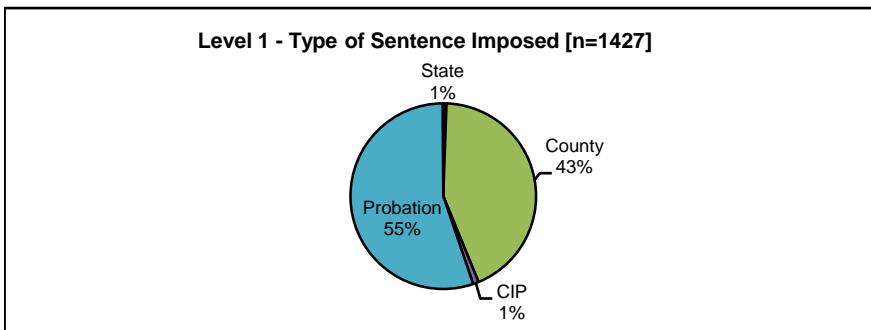
	<u>Number</u>	<u>Percent</u>
State	320	61.3%
SIP	3	0.6%
County	151	28.9%
CIP	12	2.3%
Probation	36	6.9%
Other	0	0.0%
Total	522	100.0%



	<u>Number</u>	<u>Percent</u>
State	263	24.2%
SIP	6	0.6%
County	606	55.7%
CIP	68	6.3%
Probation	144	13.2%
Other	0	0.0%
Total	1087	100.0%



	<u>Number</u>	<u>Percent</u>
State	35	1.5%
SIP	0	0.0%
County	1012	44.6%
CIP	103	4.5%
Probation	1112	49.1%
Other	5	0.2%
Total	2267	100.0%



	<u>Number</u>	<u>Percent</u>
State	8	0.6%
SIP	0	0.0%
County	617	43.2%
CIP	14	1.0%
Probation	787	55.2%
Other	1	0.1%
Total	1427	100.0%

Note: These numbers reflect the offender's most serious offense for a criminal incident.