


Does Boot Camp Make a Difference?: Results from a Three Wave Offender Survey at Admission, Graduation, and Parole.



Cynthia Kempinen, Ph.D., Deputy Director
Megan Kurlychek, M.S., Research Associate
Pennsylvania Commission on Sentencing
<http://pcs.la.psu.edu/>

PCCD Criminal Justice Research and Evaluation Symposium, May 2003



Pennsylvania's Motivational Boot Camp Program

- Legislative concerns [Act 215 of 1990]
 - Overcrowding
 - Relationship between substance abuse and crime
 - Alternative to reduce criminal behavior
 - Provide discipline and structure
 - Substance abuse treatment
- Opened in June 1992
- Quehanna, Pennsylvania
- Six-month program



Survey Background

- Part of larger Boot Camp Evaluation
- Legislative mandate to report annually
 - Part I: Who goes to Boot Camp?
 - Part II: Recidivism of Boot Camp Offenders
 - Part III: Boot Camp Offender Survey



Purpose of Survey

- Factors are related to recidivism?
- Other indicators of success

Two Surveys



Three-phase survey project with surveys given at admission, graduation, and 6-months into the parole experience

1. *Self-Report Survey*

1. > *Admission and Parole*

2. *Boot Camp Evaluation Survey*

1. > *Admission, Graduation, and Parole*



Multi- Agency Involvement

- Boot Camp: Department of Corrections
 - Give surveys at admission and graduation
- Parole Board
 - Give surveys at parole stage



Today's presentation

- Findings from Self-Report Survey
- Findings from Boot Camp Evaluation Survey
- Factors related to recidivism

- *Findings based upon 148 offenders who responded at all three stages [44% response rate]*



Self-Report Survey Content

- Demographics—age, race, gender, religion, marital status, parental status
- Education and Employment—highest level of education, employment status, type of work, income.
- Family Background—childhood living arrangements, mother and father education level.
- Drug and Alcohol use—frequency and types
- Prior Criminal involvement—victim of crime, prior offenses, friend/family member in jail, age at first arrest, juvenile incarceration

Self Report Survey: *Admission*

Demographics



- Gender 97% male
- Race 63% non white
- Age 25 years [mean]
- Marital status 77% never married
- Children 55% had children
- Education 59% completed H.S.
- Religion 80% strong influence
- Childhood 47% lived >both parents



Self Report Survey: *Admission*

Drug use

- A majority of offenders had
 - used drugs day of crime
 - started using drugs as a juvenile [mean age of 15]
 - previously attempted to quit using drugs



Self Report Survey: *Admission* Criminal Justice Exposure

- Most offenders :
 - Had committed prior offenses
 - Were convicted for drug dealing
 - Had been the victim of a crime
 - Had a friend who had been incarcerated
 - Had a family member who had been incarcerated.

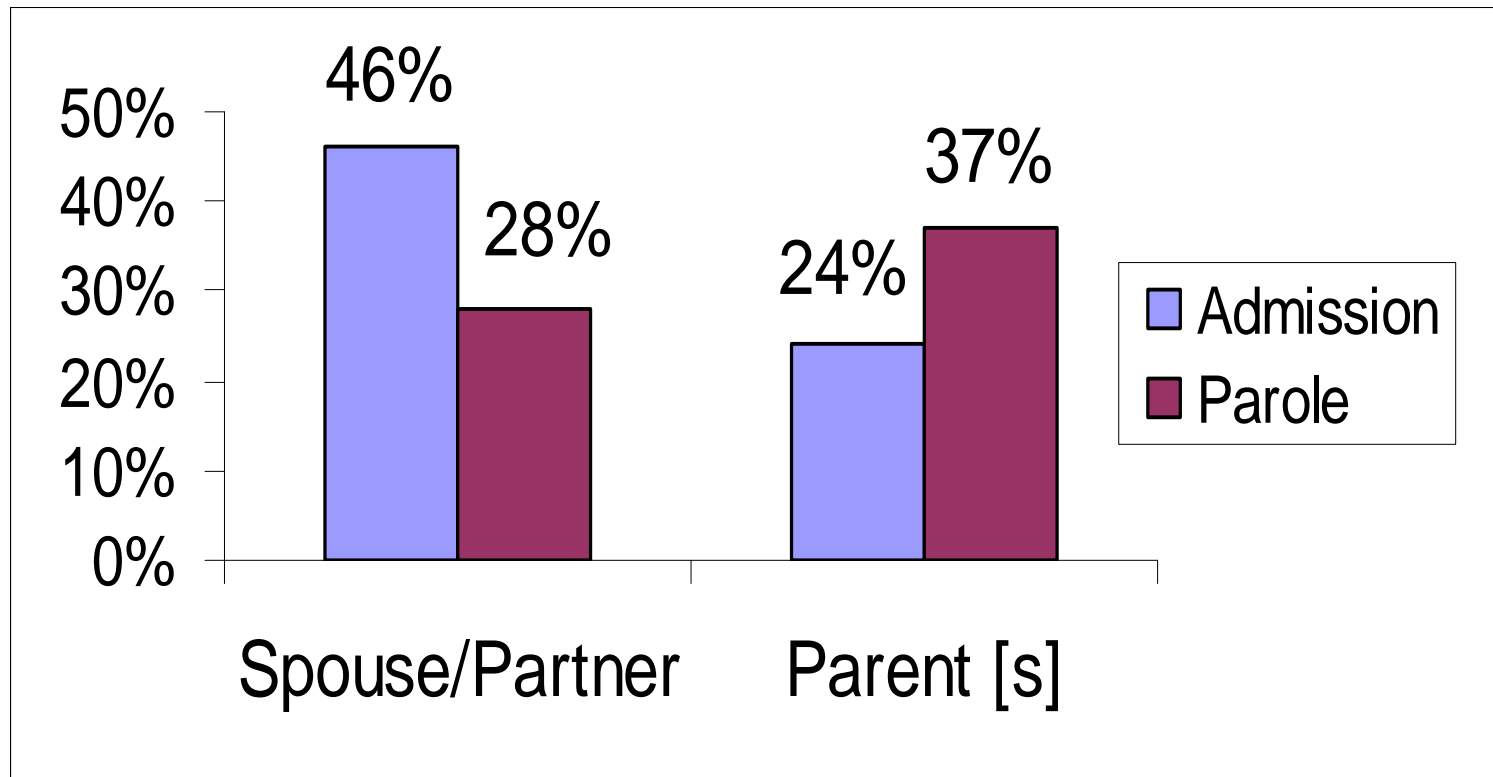


Self-Report Survey:

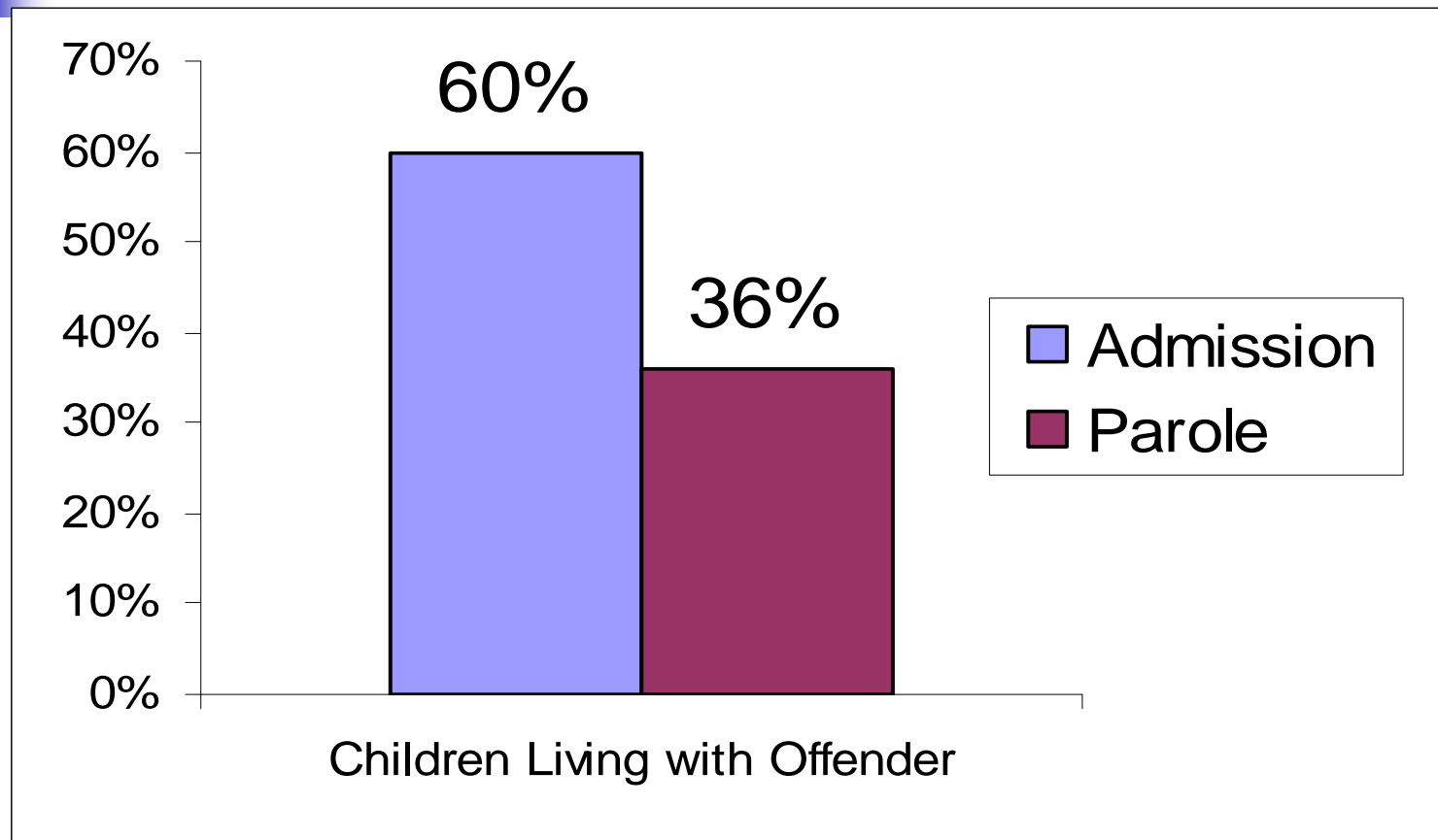
Changes from Admission to Parole

- Living arrangements
- Employment status
- Source of income
- Use of drugs

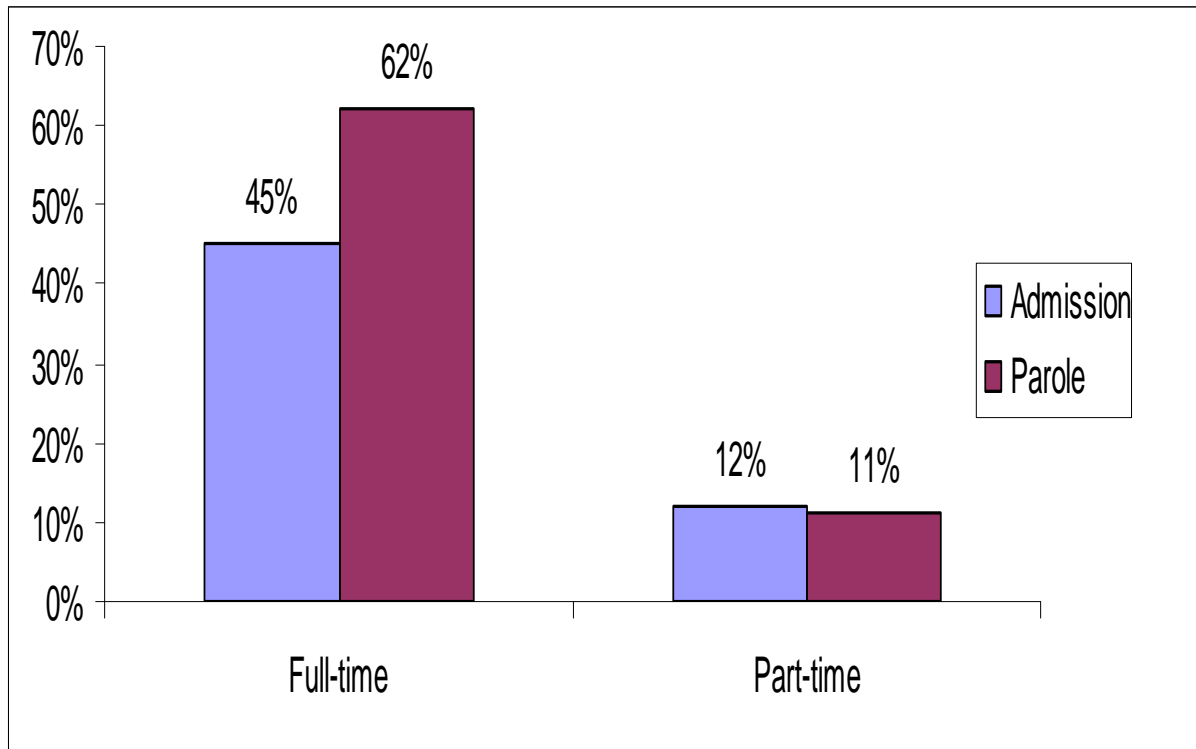
Offenders were more likely to live with spouses before Boot Camp and with parents after Boot Camp.



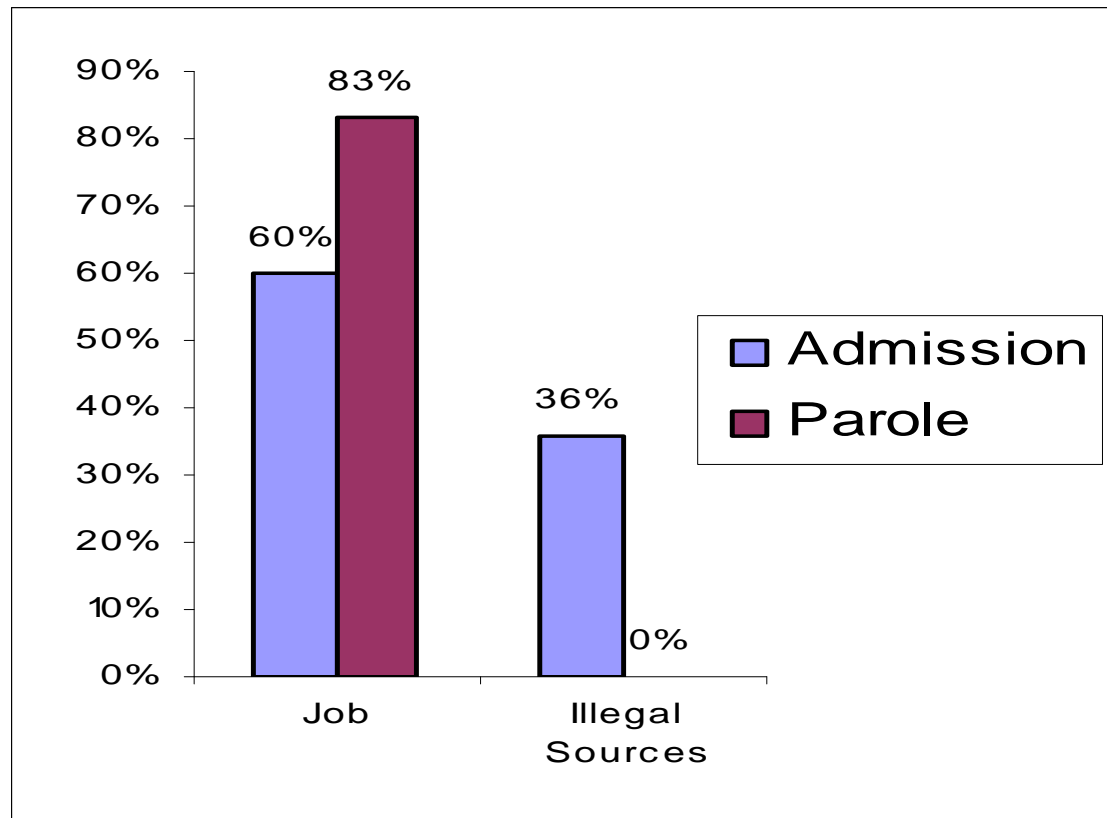
Offenders were less likely to have their children living with them after Boot Camp.



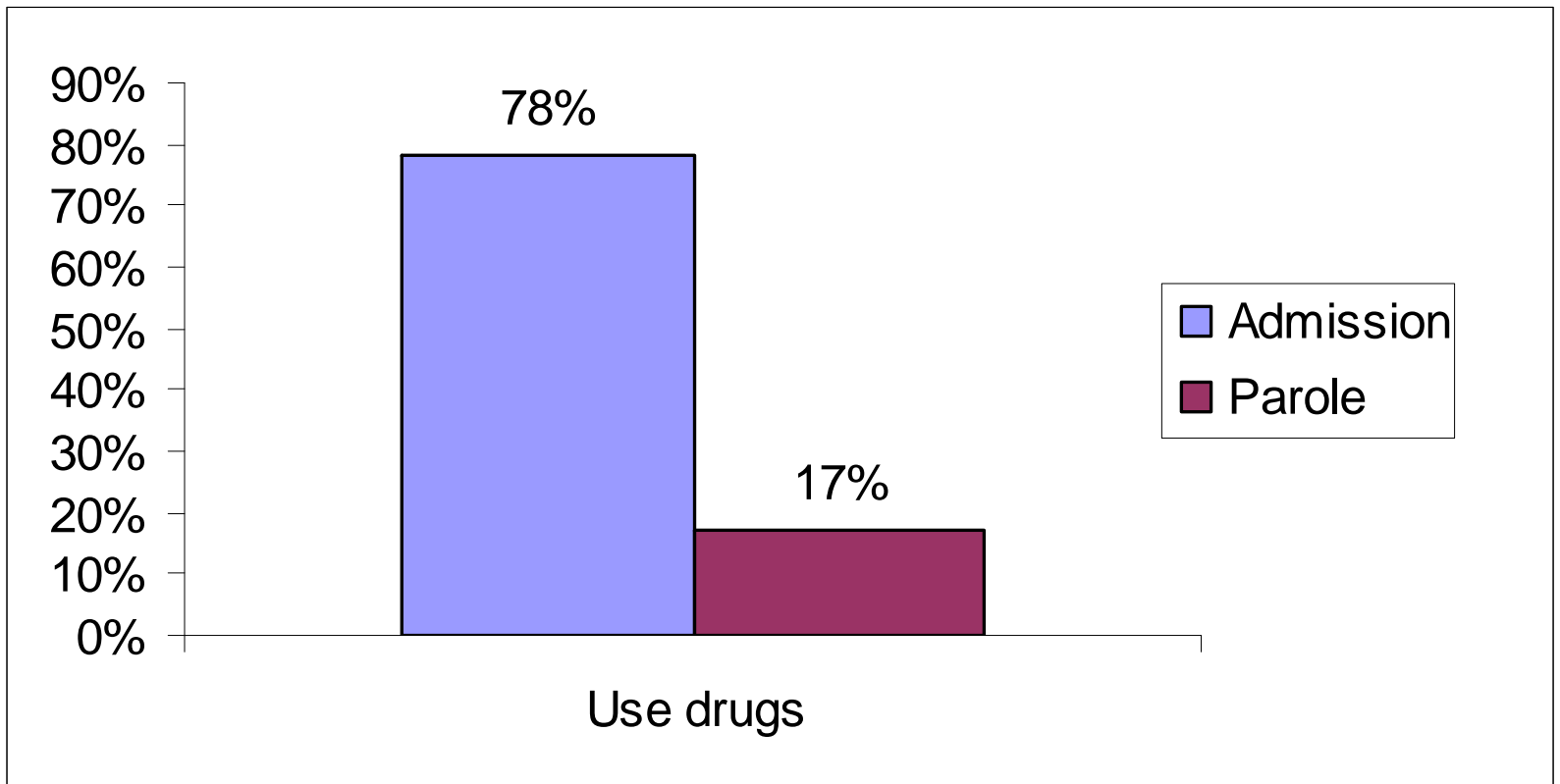
Offenders were more likely to be employed full time after Boot Camp.



Offenders were less likely to have illegal sources of income after Boot Camp



Offenders were less likely to use drugs after Boot Camp





RESULTS FROM Boot Camp EVALUATION SURVEY


- Did the boot camp meet expectations and result in attitudinal changes?



Evaluation Survey Content


- **Expectation Scales**—beneficial expectations, easy time, and personal change (McKenzie)
- **Self-Control Scales**—six sub-scales (Grasmick)
- **Decision-Making (TCU)**—“Thinking for Change”
- **Motivation for Treatment** --Problem recognition and Desire for Help (TCU)
- **Family Warmth (TCU)**
- **Friends in Trouble (TCU)**

Scale Reliability



SCALE	ALPHA
Easy Time	.5571
■ Beneficial Expectations	.7763
■ Personal Change	.8251
■ Grasmick Scale*	.7785
■ Decision-Making	.8032
■ Motivation for Treatment	.9178
■ Desire for Help	.7772
■ Family Warmth	.9422
■ Friends in Trouble	.8900

Grasmick Sub Scales



Sub Scales	ALPHA
■ Impulsivity	.4424
■ Simple Tasks	.5709
■ Physical Activities	.3641
■ Self-Centered	.5877
■ Risk-Seeking	.6074
■ Temper	.7501
■ Self-Efficacy	.6255



Expectations

- Majority of offenders had high expectations at admission and felt positive about Boot Camp at graduation and parole
 - Learned self-discipline
 - Benefited from substance abuse counseling
 - Became a better person
 - Became more mature
 - Not get into trouble again
 - Proud that they were accepted into the program
- Opinions regarding the boot camp, however, were slightly diminished after going through the boot camp experience



Self-Control

- Offenders did not see themselves as having a temper nor as risk takers.
- Some evidence that offenders became less impulsive:
 - More likely to prepare for the future
 - More likely to delay gratification



Motivation for Treatment

- Most offenders recognized that their drug use was a problem
- Most offenders had a desire for help
- After Boot Camp, and on parole, offenders were significantly less likely to indicate that drugs were a problem



Factors related to Motivation for Treatment

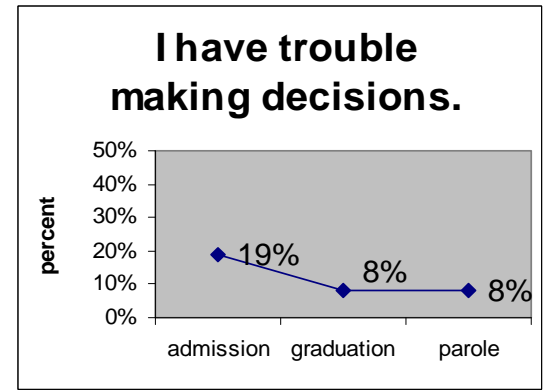
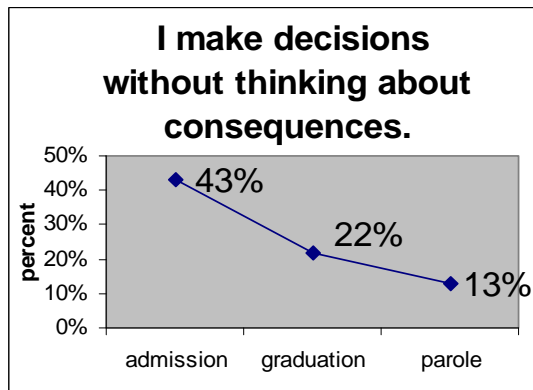
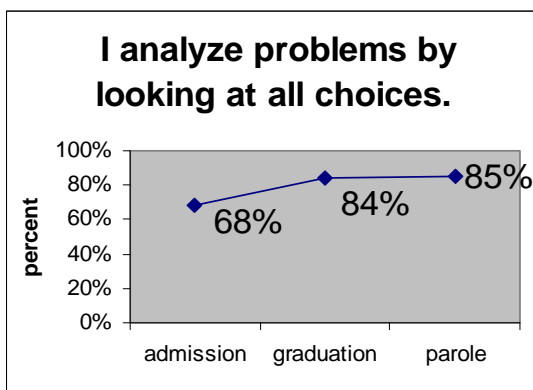
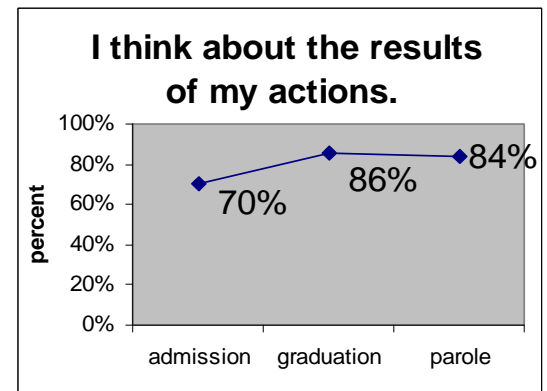
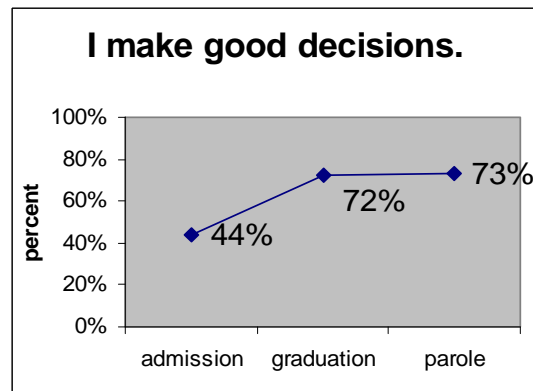
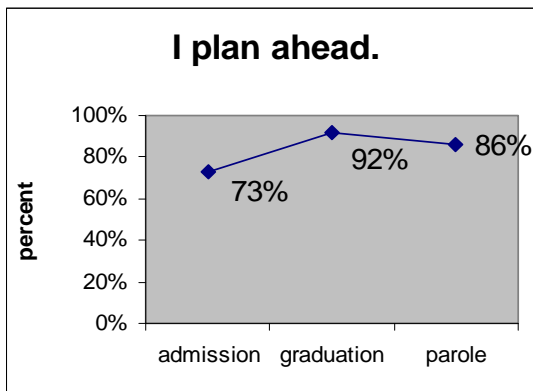
- Offenders indicated higher level of problem recognition and desire for help:
 - Use drugs or alcohol the day of the crime
 - Had fear of being an alcoholic or drug addict
 - Had previously tried to quit using drugs or alcohol
 - Others had encouraged them to quit
 - More frequent use of drugs/alcohol
 - Were younger when started using drugs



Decision-Making

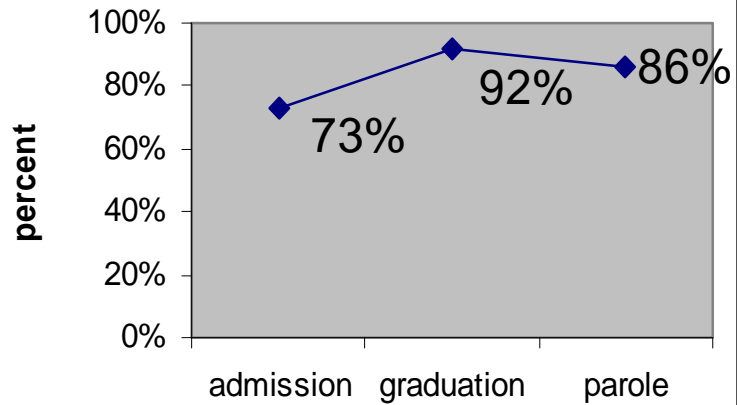
- Most significant change occurred in offenders acquiring better decision making skills.
- Positive change endured at parole stage.

Decision Making

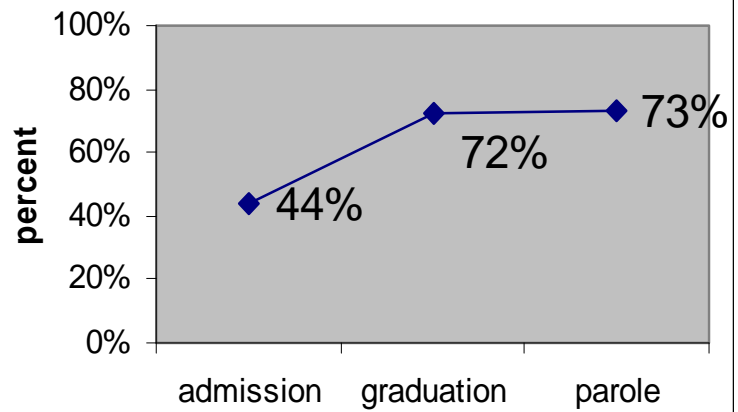




I plan ahead.



I make good decisions.





Factors related to good decision making

- Offenders who rank high on decision making scale:
 - Married
 - Finished high school
 - Religious
 - Friends never incarcerated
 - Older at first arrest and at first drug use
 - No prior criminal activity
 - No alcohol or drugs day of crime
 - Less frequent drug use



Improvement in decision making

- Those offenders who ranked low on decision-making scale upon admission to Boot Camp showed significant improvement in this area at graduation.



Friends and Family

- Family Warmth and Friends in Trouble only measured at admission and parole.
- Offenders indicated high degree of family warmth at both stages.
- Significant change in type of friends – fewer:
 - quit school
 - were in trouble at school or work
 - had been picked up by police
 - damaged property on purpose
 - used a weapon in a fight



Boot Camp Offender Recidivism

- Did the Boot Camp result in behavioral changes?



Factors related to recidivism

- Definition of recidivism
 - Technical violations
 - New crime
- Obtained data from Parole Board
- Tracking period – 12 to 18 months



Factors related to recidivism

- Offenders significantly less likely to recidivate :
 - Rural county
 - More educated
 - Employed prior to attending Boot Camp
 - Had not been 'incarcerated' as a juvenile
 - Were older at first arrest
 - Had high degree of family warmth



Factors not related to recidivism

- While offenders who ranked high on the Motivation for Treatment Scale and Decision Making Scale were less likely to recidivate, these findings were not statistically significant.



Conclusions

- Offenders report benefiting from the Boot Camp experience.
- More likely to be employed after Boot Camp than before.
- Less likely to use drugs
- Less likely to 'hang out' with 'friends in trouble'.
- Better decision-making; less impulsive?



Conclusions

- Future research
 - Determine whether positive attitudinal changes translate into positive behavioral changes > recidivism
 - Study on mandatory aftercare for Boot Camp graduates



Future Analysis
